



ZEISS Axiocam 208 color

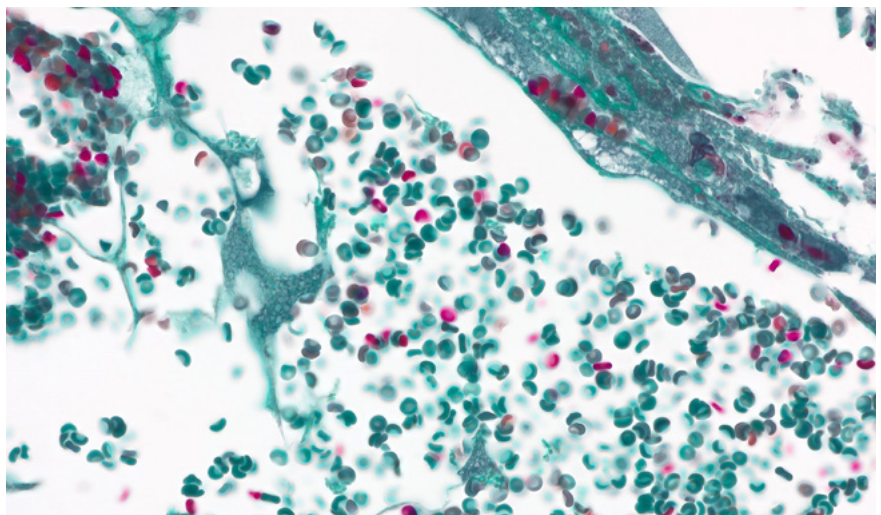
Your Fast, 4K Microscope Camera for
Smart Digital Documentation



ZEISS Axiocam 208 color

Your Fast, 4K Microscope Camera for Smart Digital Documentation

Axiocam 208 color is your smart versatile 8 megapixel color microscope camera suitable for education, documentation and routine applications. This CMOS camera delivers crisp, detail rich live images with high color fidelity at full 4k resolution in outstanding 30 fps. Choose between three modes of operation:



Trichrome stained blood vessels in transmitted light brightfield, acquired with ZEISS Axiolab 5, objective: Plan-Apochromat 40x/1.4



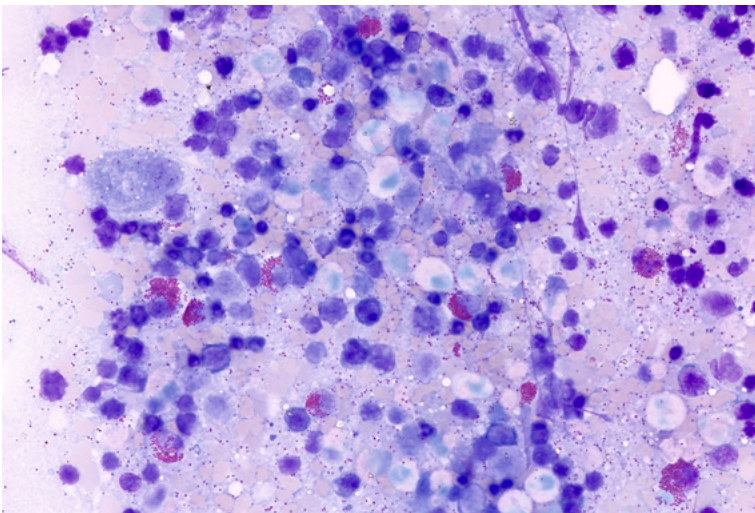
1. In stand-alone mode, you don't need a PC to acquire microscope images. The camera automatically adjusts brightness and white balance and offers live image enhancement functions like sharpening, denoising and HDR. Digital documentation of your specimen has never been easier.

2. Alternatively, connect the CMOS camera via USB or to a network and control it wirelessly with the easy-to-use imaging app Labscope. Since you can connect multiple cameras to the network, Axiocam 208 color is the ideal solution for digital classroom applications and for connected laboratories, too.

3. In addition, you can use the powerful imaging software ZEN with your Axiocam 208 color.

Axiocam 208 color comes with a TWAIN driver that provides basic camera functionalities. It enables secure image data transfer to TWAIN-compatible 3rd party software solutions such as those often used in routine laboratories. If the camera is connected to Axiolab 5 or Axioscope 5, the scaling is automatically provided and shown on the live image.

In summary: With Axiocam 208 color, you are perfectly equipped for a wide range of applications.



Red bone marrow in transmitted light brightfield, acquired with ZEISS Axiolab 5, objective: Plan-Apochromat 40x/1.4

If you combine Axiocam 208 color with Axiolab 5 or Axioscope 5 microscope stands you can experience the full concept of smart microscopy. The camera communicates with the microscope and e.g. always extracts the correct scaling information.

Highlights

- Full 4K resolution in outstanding 30 fps
- Brilliant color rendering
- Live image enhancement functions like sharpening, denoising and HDR
- Use in stand-alone mode and save images on USB flash drive, use Labscope imaging app or ZEN imaging software
- Easy and effortless digital documentation – especially suitable for education, digital classroom and routine documentation
- Ethernet, USB 3.0
- Wi-Fi compatible – use Labscope imaging app to control your camera wirelessly
- Document your samples as you see it in the eyepieces
- Stand-alone operation with camera control by intuitive On Screen Display via mouse and keyboard without a PC
- Connect directly to a monitor by a HDMI cable for live image display for search and focussing and review of acquired images

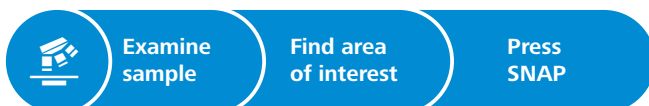
Routine imaging workflow



Smart functionality for digital documentation in brightfield and fluorescence for routine applications.

Efficiency gain:

Eyes and hands stay on the microscope.



Technical Specifications

Technical Data	
Sensor type	Sony CMOS image sensor color, Rolling Shutter
Sensor size	Image diagonal 8.1 mm, equivalent to 1/2.1" (7.1 mm × 4.0 mm)
Pixel count	3840 (H) × 2160 (V) = 8.3 MP, Ultra HD (4K)
Pixel size	1.85 μm × 1.85 μm
Bit depth	3 × 8 bit/pixel
Exposure range	0.06 ms up to 1 s
Gain	1× – 22× adjustable
Frame rate	HDMI: 30 fps Ethernet: 30 fps USB 3.0: up to 30 fps
Cooling system	Passive cooling
Spectral sensitivity	Approx. 400 nm – 700 nm, IR filter RGB Bayer color mask
Interface	HDMI, USB 3.0 Type C, Ethernet, Micro-D
Wi-Fi compatibility	Via USB Wi-Fi adapter and router
Power supply	External power supply provided, 9 W, compatibility to international sockets available
Operating system	for ZEN Imaging Software: Windows 10 x64 Prof./Ultimate and higher for Labscope: Windows 7/10 x64 Prof./Ultimate and iOS v11 and higher
Software	On Screen Display (OSD) for stand alone Labscope v2.9 (win), v2.8.3 (iOS) and higher ZEN (blue edition) v3.0 and higher TWAIN driver
Image enhancement functions	Active denoising, active sharpening, HDR
Automatic features	Automatic exposure and gain regulation at Ultra HD resolution (4K), auto white balance, fast live image under low light conditions
Order number	426570-9000-000

